

Note: Sketch shown above is meant to correspond with the Cutting Guide. It does NOT represent specific designer papers.

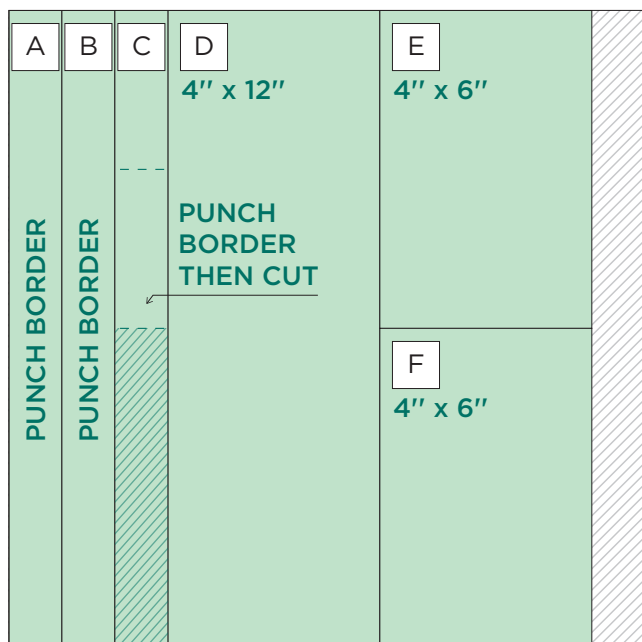
INSTRUCTIONS

- Use two sheets of tone-on-tone paper for your base.
- Using the Apple Chain Border Maker Cartridge with the Original Border Maker System, punch border pieces A, B and C from cardstock. Then, cut two 3" pieces from border piece C.
- Using the 12-inch Trimmer, finish following Cutting Guides 1, 2 and 3. Then, cut pieces G, N, O and P into three 4" pieces.
- Using cardstock piece D as your base, adhere 4" pieces side by side with the Repositionable Tape Runner, alternating shades as shown on Cutting Guide 4. Reverse pieces of the same paper if they are next to each other.
- Using the Apple Chain BMC, punch two borders along one long edge of piece D as shown on Cutting Guide 4. Then, cut the remaining strip in half lengthwise to create two 1" by 12" borders.

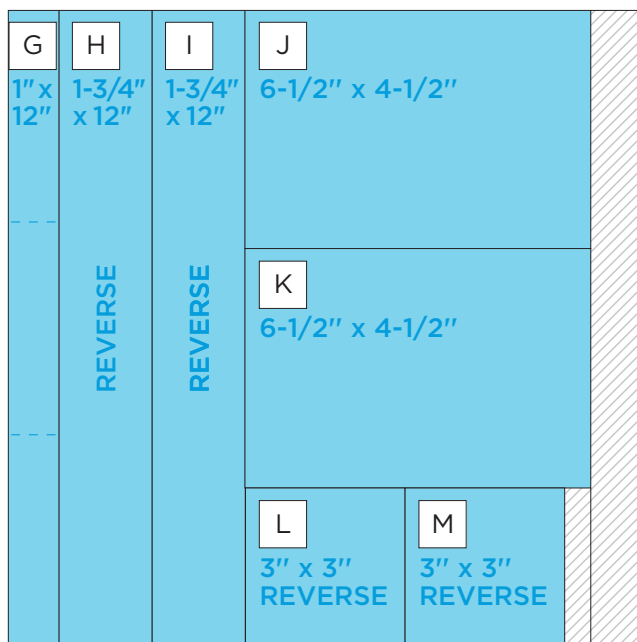
- Using the Tape Runner, adhere pieces Q & R to your layout first. Then, adhere pieces D3 and D4 along the bottom, followed by pieces H & I just above them.
- Using the Repositionable Tape Runner, adhere punched pieces D1 & D2 above pieces H & I, followed by layering punched pieces A and B on top as shown.
- Using the Tape Runner, finish adhering the pieces following the sketch above.
- Adhere photos and journal as desired.
- Optional: Apply stickers using Foam Squares to add dimension.

CUTTING GUIDE: Make the following cuts on designer paper and cardstock.

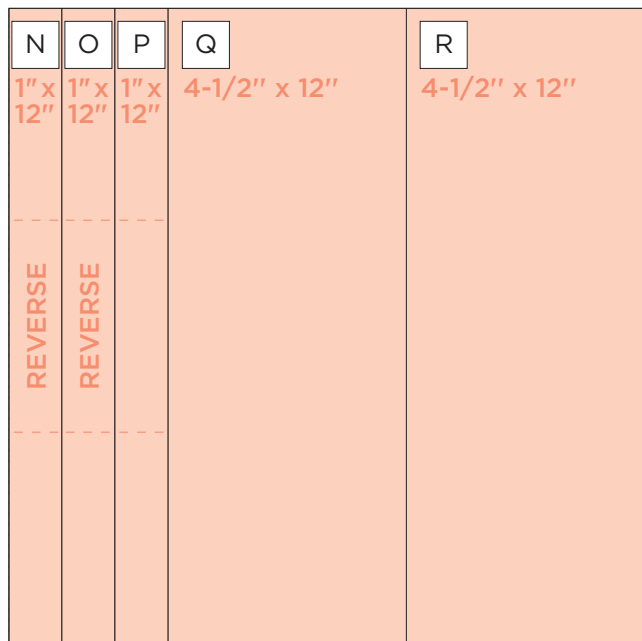
1 Crimson Cardstock



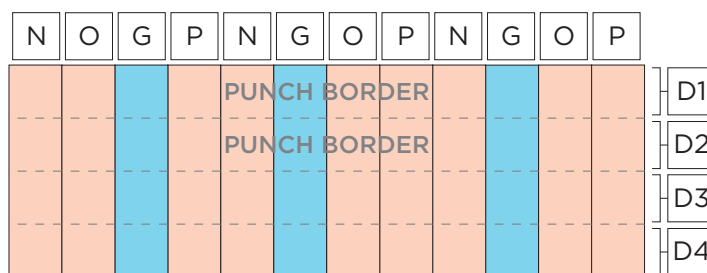
2 Designer Paper #1



3 Designer Paper #2



4 Crimson Cardstock (Piece D)



INGREDIENTS

- #656902 12x12 Crimson Solid Cardstock
- #659091 Hello, Autumn Designer Paper (x2)
- #659092 Hello, Autumn Tone-on-Tone Paper (x2)
- #656818 12-inch Trimmer
- #648420 Tape Runner
- #655443 Repositionable Tape Runner Refill
- #657947 Apple Chain Border Maker Cartridge
- #654977 Original Border Maker System

OPTIONAL ADD-ONS

- #659095 Hello, Autumn Stickers
- #655669 Black Dual-Tip Pen
- #642045 Foam Squares

PHOTO SIZES

- (2) 3-3/4" x 5-3/4"
- (4) 4" x 4"